

# ML Flex System

## TECHNICAL DATA

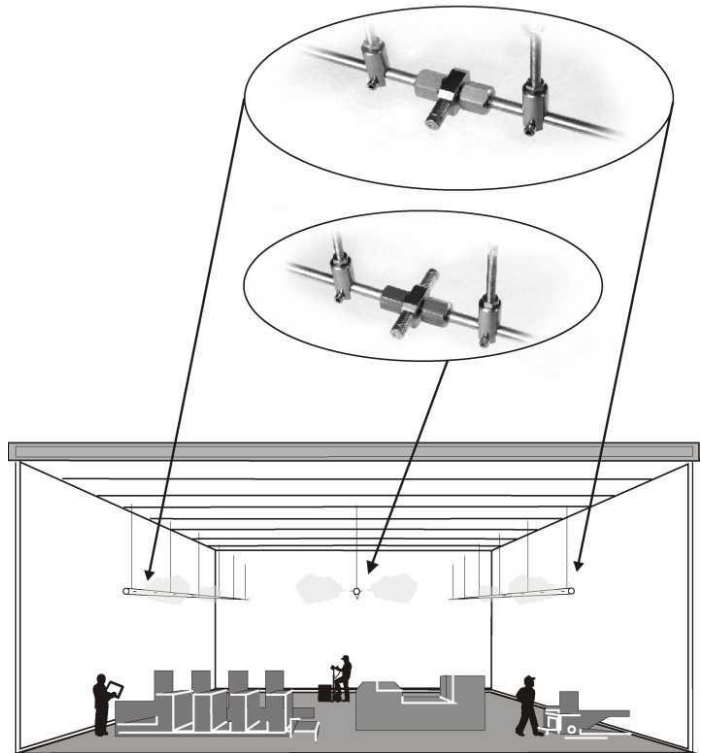
ML Flex system is well suited for humidification in the industrial and the horticultural sector, and for dust binding in rooms with high dust levels, such as the textile industry. This system can be used in explosion-proof applications.

The system is designed for flexibility and is dimensioned individually according to the room conditions.

ML Flex System enables the choice between wall or ceiling suspension.

The nozzles are mounted by T-pieces which pivot individually.







Humidity is produced as water under high- pressure is atomized into micro-sized particles, which are immediately absorbed into the surrounding air.













SPECIFICATIONS:	
Wall/Ceiling fixture	1 per 3 feet
Weight	2.7 oz./foot
Material	316 Stainless
Noise level	≈ 32 dB
Working pressure	500-1000 psi
Min. distance to ceiling	8 inches
Min. atomizing clearance	5 feet
Max. length (max run)	460 feet
Max. flow	400 lb/h
Max. number of nozzles (5.5 lb/h)	70
Max. number of nozzles (10 lb/h)	40

DIMENSIONING:		
Ceiling height	Recommended nozzle sizes	Recommended running factor
> 19 feet	10 lb/h	≈ 70%
13-19 feet	5.5 lb/h	50-60%
6.5-13 feet	3.3 lb/h	50-60%

## Parts and spare parts

Item	Part No.	
Standard tubes 9 54/64 inch. 1 ft. 7 44/64 inch. 2 ft. 5 34/64 inch. 3 ft. 3 24/64 inch. 6 ft. 6 47/64 inch.	120 304 007 120 306 007 120 308 007 120 310 007 120 312 007	
Hose connection without nozzles	120 341 007	
Hose connection with double nozzles	120 342 007	
T-section single nozzle	120 320 007	
T-section Double nozzles	120 321 007	
Connection piece without nozzles	120 340 007	

Item	Part No.	
End piece with double Nozzles	120 330 007	
Wall fixture	120 318 000	
Ceiling fixture	120 319 000	
Fixture for 3/8" tubes Used when mounting on a support pipe	730 020 280	
Stainless nozzles  0,55 Gal/H 0,99 Gal/H	201 020 003 201 020 001	
Stainless nozzle  0,33 Gal/H	103 200 001	
Blind nozzle	103 140 000	
Nozzle swivel adapter	25 81 276	

Item	Part No.	
O-rings 50 pcs. 100 pcs.	120 351 007 120 350 007	
Small ball valve	25 78 176	
Chain 19 ft. 8 14/64 inch 32 ft. 9 45/64 inch 328 ft. 1 1/64 inch	101 101 000 101 100 000 101 104 000	